English

INTEGRITY LED

LED ADJUSTABLE CUTOFF WALLPACK

▸ **DESIGN** - LED ADJUSTABLE CUTOFF WALLPACK has a die-cast aluminum housing with excellent heat dissipation, anti-glare PC lens with even light distribution, and anti-leakage silicone gaskets. It is equipped with a removable hinge door for quick and easy installation and wiring. With 6kV surge protection, it is designed to operate on 120-277 circuits with a 0-10V dimmable driver.

▸ **0-90°** - adjustable head and cut-off design for controllable illumination.

▸ **COLOR SELECTABLE** - You can choose either a 3,000K warm white, 4,000K cool white or 5,000K daylight color temperature.

▸ **PHOTOCELL** - The built-in Dusk to Dawn Photocell will automatically turn the fixture on/off depending on the time of day.

▸ **INSTALLATION** - The fixture can be mounted to a junction box or directly to a wall. Perfect commercial or industrial solution for outdoor building facades, patios, porches, driveways, walkways, decks, parking garages, and many other applications. It is also Wet Locations rated.

▸ **ADVANTAGES** - With calculated lifespan up to 143,000 hours, these fixtures are made to last decades under normal operation! Integrity LED provides a 5-year limited warranty along with UL and DLC Premium certifications to guarantee top quality products and safety!



PRODUCT PRESENTATION:

Model	Power	Voltage	Dimming	Lumens	CCT	Finish	Dimensions	Pre-installed	Certification
IL-WLP02A-12DAC-PC-BK	12W	120-277V	0-10V	1,686lm	3CCT (3,000/4,000/5,000K)	Black	5-7/8" x 5-1/16" x 3-9/16"	Photocell	UL (E473804), DLC Premium
IL-WLP02A-30DAC-PC-BK	30W	120-277V	0-10V	4,058lm	3CCT (3,000/4,000/5,000K)	Black	9-1/8" x 7-5/8" x 4-5/8"	Photocell	UL (E473804), DLC Premium
IL-WLP02A-50DAC-PC-BK	50W	120-277V	0-10V	7,047lm	3CCT (3,000/4,000/5,000K)	Black	9-1/8" x 7-5/8" x 4-5/8"	Photocell	UL (E473804), DLC Premium

For detailed luminous flux information please refer to Annex 1.

ORDERING INFORMATION

Model	Product dimensions	Weight	Pcs. per carton	Carton size	Carton weight	UPC	GTIN 14
IL-WLP02A-12DAC-PC-BK	5- 7/8" x 5-1/16" x 3-9/16"	1.9 lbs (0.9 kg)	12	15.4" x 13.2" x 15"	25.7 lbs	81012811056	10810128110560
IL-WLP02A-30DAC-PC-BK	9-1/8" x 7-5/8" x 4-5/8"	4.3 lbs (2 kg)	6	18.4" x 17.9" x 10.9"	28.3 lbs	81012811027	10810128110270
IL-WLP02A-50DAC-PC-BK	9-1/8" x 7-5/8" x 4-5/8"	4.7 lbs (2.1 kg)	6	18.4" x 17.9" x 10.9"	30.6 lbs	81012811028	10810128110287

ACCESSORIES:

Model	Product dimensions	Pcs. per carton	Carton size	Carton weight	UPC	GTIN 14 in carton
IL-PC-WLP	7/8" x 7/8" x 3/4"	100	5.1" x 4.1" x 10.2"	1.1 lbs	81005073577	30810050735774

ANNEX 1

Model	Watts	3,000K	4,000K	5,000K
IL-WLP02A-12DAC-PC-BK	12W	1,500lm	1,686lm	1,574lm
IL-WLP02A-30DAC-PC-BK	30W	3,750lm	4,058lm	3,772lm
IL-WLP02A-50DAC-PC-BK	50W	6,250lm	7,047lm	6,644lm

Model	BUG rating
IL-WLP02A-12DAC-PC-BK	B1-U1-G0
IL-WLP02A-30DAC-PC-BK	B2-U1-G1
IL-WLP02A-50DAC-PC-BK	

For the most up-to-date spec sheets, visit integrityled.info

INTEGRITY LED
Commercial LED Lighting

Web: integrityled.info
Phone: (830) 538-0991

English

INTEGRITY LED

LED ADJUSTABLE CUTOFF WALLPACK

TECHNICAL PARAMETERS:

Model	Max input current	Inrush current	Work environment	Operating temperature	Power factor	Beam angle	Surge protection	Housing	Lens	CRI
IL-WLP02A-12DAC-PC-BK	0.2A	0.4A	Wet location	-40°F to 122°F (-40°C to 50°C)	> 0.9	90°*50°	6kV	Aluminum	PC	> 70
IL-WLP02A-30DAC-PC-BK	0.4A	0.8A	Wet location	-40°F to 122°F (-40°C to 50°C)	> 0.9	90°*50°	6kV	Aluminum	PC	> 70
IL-WLP02A-50DAC-PC-BK	0.6A	1.2A	Wet location	-40°F to 122°F (-40°C to 50°C)	> 0.9	90°*50°	6kV	Aluminum	PC	> 70

DIMMING COMPATIBLE CONTROLS:

Brand	Leviton	Lutron	
Models	IP710-LFZ	NTSTV	DVSTV

PACKAGE CONTENTS:

Description	Quantity
LED Adjustable Cutoff Wallpack	1
Box	1

INSTALLATION GUIDE

IMPORTANT SAFETY INFORMATION:

Please read all the instructions below before installation!

- Make sure that the supply voltage corresponds to the rated product voltage.
- The product must be installed by a qualified electrician in accordance with the National Electrical Code and corresponding local codes.
- If the product is damaged, do not use it.

⚠ WARNING

Risk of personal injury – read and follow all warnings and installation instructions. Keep or give to the owner for future reference.

Risk of cuts: Wear gloves to prevent cuts or abrasions when removing from carton, handling, installing, and maintaining this product.

Risk of electric shock: This product must be installed in accordance with the applicable installation code by a person familiar with the construction and operation of the product and the hazards involved.

Risk of Fire: Minimum 194°F supply conductors. Consult a qualified electrician to ensure correct branch circuit conductor.

Integrity LED assumes no responsibility for claims arising out of improper or careless Installation or handling of this product.

JUNCTION BOX INSTALLATION:

1. Tilt the fixture up at least 90°, use a screwdriver to loosen the screws securing the driver box cover, take off driver box back plate.
2. Secure the driver box back plate to the junction box. Hang the fixture on the back plate, insert the power cord. Connect the wires: Black to Black, White to White, Green to Green. Choose needed color temperature by adjusting switch.
3. Close fixture and tighten the 2 screws. Adjust the fixture to the desired angle.

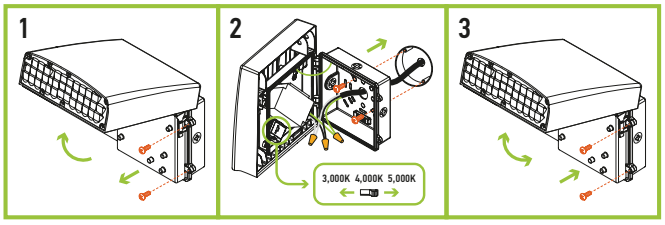

BUILT-IN PHOTOCELL INFORMATION

Specifications		for IL-WLP02A-50DAC-PC-BK
Light level to turn ON	≤ 30 lux (2.8 fc)	≤ 20 lux (1.9 fc)
Light level to turn OFF	≥ 60 lux (5.6 fc)	≥ 70 lux (6.5 fc)
Operating temperature	-4°F to 140°F (-20°C to 60°C)	

The dusk-to-dawn sensor automatically turns the fixture off during daylight hours.

WALL INSTALLATION:

1. Tilt the fixture up at least 90°, use a screwdriver to loosen the screws securing the driver box cover, take off driver box back plate.
2. Secure the driver box back plate to the wall and remove one of the side caps, insert the power cord. Hang the fixture on the back plate. Connect the wires: Black to Black, White to White, Green to Green. Choose needed color temperature by adjusting switch.
3. Close fixture and tighten the 2 screws. Adjust the fixture to the desired angle. For outdoor locations it is recommended to use silicone (not included).

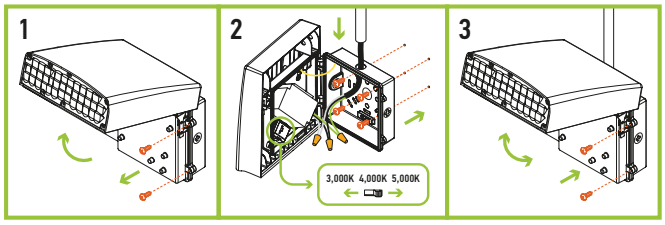

ENABLING THE PHOTOCELL:

By default IL-WLP02□-PC models come with the photocell disconnected. If the photocell is needed for your application plug the quick connect from the driver into the photocell before wiring to AC power.

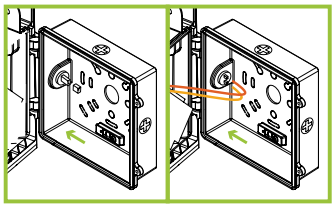

For the most up-to-date spec sheets, visit integrityled.info

INTEGRITY LED
Commercial LED Lighting

Web: integrityled.info
Phone: (830) 538-0991