INTEGRITY LED

LED FULL CUTOFF WALLPACK

WLP03 series



DESIGN: LED FULL CUTOFF WALLPACK has a die-cast aluminum housing with excellent heat dissipation, anti-glare PC lens with even light distribution, and anti-leakage silicone gaskets. It is equipped with a removable hinge door for quick and easy installation and wiring. It is designed to operate on 120-277V circuits with a 0-10V dimmable driver.

NO VISIBLE LIGHT: above a 90° angle, making it perfect for congested areas where light pollution may be an issue.

COLOR AND POWER SELECTABLE: You can choose either a 3,000K warm white, 4,000K cool white or 5,000K daylight color temperature, and change the power with a simple switch.

SURGE PROTECTION: 6kV protects the fixture from voltage spikes and current surges.

INSTALLATION: The fixture can be mounted to a junction box or directly to a wall. Perfect commercial or industrial solution for outdoor security lighting, wall perimeter lighting, garages, large backyards, warehouses, hotels, and many other applications. It is also Wet location rated.

ADVANTAGES: With calculated lifespan up to 144,000 hours, these fixtures are made to last decades under normal operation! Integrity LED provides a 5-year limited warranty along with UL and DLC Premium certifications to guarantee top quality products and safety!

Bronze

FINISH

Photocell

Battery Back-up

Wet location

PRODUCT PRESENTATION

MODEL	POWER	VOLTAGE	DIMMING	LUMENS	CCT	FINISH	DIMENSIONS	PRE-INSTALLED	CERTIFICATION
WLP03									
IL-WLP03-A50DAC-BR	30/40/50W	120-277V	0-10V	6,723lm	3,000/4,000/5,000 K	Bronze	14-3/16" x 9-1/4" x 6-9/16"	-	UL(E473804), DLC Premium
IL-WLP03-A80DAC-BR	50/60/80W	120-277V	0-10V	10,208lm	3,000/4,000/5,000 K	Bronze	14-3/16" x 9-1/4" x 6-9/16"	-	UL(E473804), DLC Premium
IL-WLP03-A120DAC-BR	80/100/120W	120-277V	0-10V	16,198lm	3,000/4,000/5,000 K	Bronze	14-3/16" x 9-1/4" x 6-9/16"	-	UL(E473804), DLC Premium
WLP03-PC WITH PHOTOCELL									
IL-WLP03-60BR-PC	30/40/50/60W	120-277V	0-10V	10,070lm	3,000/4,000/5,000 K	Bronze	14-7/16" x 9-1/4" x 6-7/16"	Photocell	UL(E473804), DLC Premium
IL-WLP03-80BR-PC	40/50/60/80W	120-277V	0-10V	12,683lm	3,000/4,000/5,000 K	Bronze	14-7/16" x 9-1/4" x 6-7/16"	Photocell	UL(E473804), DLC Premium
IL-WLP03-120BR-PC	60/80/100/120W	120-277V	0-10V	19,173lm	3,000/4,000/5,000 K	Bronze	14-7/16" x 9-1/4" x 6-7/16"	Photocell	UL(E473804), DLC Premium
WLP03-PC-EM WITH BATTERY BACK-UP AND PHOTOCELL									
IL-WLP03-120BR-PC-8EM	60/80/100/120W	120-277V	0-10V	19,173lm	3,000/4,000/5,000 K	Bronze	14-7/16" x 9-1/4" x 6-1/2"	8W Battery Back-up, Photocell	UL(E473804), DLC Premium

For detailed luminous flux information please refer to Annex 1, page 2.

TECHNICAL PARAMETERS

MODEL	MAX INPUT CURRENT	INRUSH CURRENT	WORK ENVIRONMENT	OPERATING TEMPERATURE	POWER FACTOR	BEAM ANGLE	SURGE PROTECTION	HOUSING	LENS	CRI
WLP03										
IL-WLP03-A50DAC-BR	0.55A	80A	Wet location	-40°F to 122°F(-40°C to 50°C)	>0.9	90°	4kV	Aluminum	PC	>80
IL-WLP03-A80DAC-BR	0.80A	80A	Wet location	-40°F to 122°F(-40°C to 50°C)	>0.9	90°	4kV	Aluminum	PC	>80
IL-WLP03-A120DAC-BR	1.05A	80A	Wet location	-40°F to 122°F(-40°C to 50°C)	>0.9	90°	4kV	Aluminum	PC	>80
WLP03-PC WITH PHOTOCELL										
IL-WLP03-60BR-PC	0.55A	90A	Wet location	-40°F to 122°F(-40°C to 50°C)	>0.9	90°	6kV	Aluminum	PC	>80
IL-WLP03-80BR-PC	0.73A	100A	Wet location	-40°F to 122°F(-40°C to 50°C)	>0.9	90°	6kV	Aluminum	PC	>80
IL-WLP03-120BR-PC	1.10A	130A	Wet location	-40°F to 122°F(-40°C to 50°C)	>0.9	90°	6kV	Aluminum	PC	>80
WLP03-PC-EM WITH BATTERY BACK-UP AND PHOTOCELL										
IL-WLP03-120BR-PC-8EM	1.10A	130A	Wet location	32°F to 122°F(0°C to 50°C)	>0.9	120°	6kV	Aluminum	PC	>80

For the most up-to-date spec sheets, visit integrityled.info

INTEGRITY LED
Commercial LED Lighting

Web: integrityled.info
Phone: (830) 538-0991

DIMMING COMPATIBLE CONTROLS

BRAND	MAXXIMA	KEYGMA	LUTRON	LEVITON	EATON
Models	MEW-DM600LV	KGM-1A010V	DVSTV-WH	IP710-DLZ	DF10P-C1

ORDERING INFORMATION

MODEL	PRODUCT DIMENSIONS	WEIGHT	PCS. PER CARTON	CARTON SIZE	CARTON WEIGHT	UPC	GTIN 14
WLP03							
IL-WLP03-A50DAC-BR	14-3/16" x 9-1/4" x 6-9/16"	6.3 lbs(2.8kg)	4	21.06" x 16.34" x 15.67"	28.2 lbs	81012811113	10810128111130
IL-WLP03-A80DAC-BR	14-3/16" x 9-1/4" x 6-9/16"	7.3 lbs(3.3kg)	4	21.06" x 16.34" x 15.67"	32.5 lbs	81012811112	10810128111123
IL-WLP03-A120DAC-BR	14-3/16" x 9-1/4" x 6-9/16"	7.5 lbs(3.4kg)	4	21.06" x 16.34" x 15.67"	33.1 lbs	81012811182	10810128111826
WLP03-PC WITH PHOTOCELL							
IL-WLP03-60BR-PC	14-7/16" x 9-1/4" x 6-7/16"	6.0 lbs(2.7kg)	1	16.73" x 11.42" x 8.54"	7.7 lbs	81019020376	810190203767
IL-WLP03-80BR-PC	14-7/16" x 9-1/4" x 6-7/16"	6.0 lbs(2.7kg)	1	16.73" x 11.42" x 8.54"	7.7 lbs	81019020377	810190203774
IL-WLP03-120BR-PC	14-7/16" x 9-1/4" x 6-7/16"	6.0 lbs(2.7kg)	1	16.73" x 11.42" x 8.54"	7.7 lbs	81019020378	810190203781
WLP03-PC-EM WITH BATTERY BACK-UP AND PHOTOCELL							
IL-WLP03-120BR-PC-8EM	14-7/16" x 9-1/4" x 6-1/2"	7.2 lbs(3.3kg)	1	16.73" x 11.42" x 8.54"	9.0 lbs	81019020517	810190205174

ANNEX 1

MODEL	WATTS	3,000 K	4,000 K	5,000 K
IL-WLP03-A50DAC-BR	30W	4,313 lm	4,452 lm	4,366 lm
	40W	5,576 lm	5,805 lm	5,593 lm
	50W	6,500 lm	7,031 lm	6,723 lm
IL-WLP03-60BR-PC	30W	5,021 lm	5,160 lm	5,323 lm
	40W	6,734 lm	7,005 lm	7,144 lm
	50W	8,146 lm	8,540 lm	8,638 lm
	60W	9,550 lm	10,058 lm	10,107 lm
IL-WLP03-80BR-PC	40W	6,673 lm	6,909 lm	7,018 lm
	50W	8,190 lm	8,547 lm	8,618 lm
	60W	9,637 lm	10,114 lm	10,142 lm
	80W	12,222 lm	12,978 lm	12,844 lm
IL-WLP03-A80DAC-BR	50W	7,128 lm	7,396 lm	7,197 lm
	60W	8,394 lm	8,753 lm	8,394 lm
	80W	10,400 lm	10,758 lm	10,208 lm

MODEL	WATTS	3,000 K	4,000 K	5,000 K
IL-WLP03-120BR-PC	60W	10,272 lm	10,642 lm	10,801 lm
	80W	13,336 lm	13,981 lm	14,069 lm
	100W	16,115 lm	16,988 lm	16,968 lm
	120W	18,679 lm	19,780 lm	19,635 lm
IL-WLP03-A120DAC-BR	80W	11,452 lm	11,817 lm	11,642 lm
	100W	13,456 lm	14,079 lm	13,680 lm
	120W	15,600 lm	16,284 lm	16,198 lm
IL-WLP03-120BR-PC-8EM	60W	10,272 lm	10,642 lm	10,801 lm
	80W	13,336 lm	13,981 lm	14,069 lm
	100W	16,115 lm	16,988 lm	16,968 lm
	120W	18,679 lm	19,780 lm	19,635 lm

BUILT-IN BATTERY BACK-UP INFORMATION

SPECIFICATIONS	
Input voltage	100-347 Vac 50/60 Hz
Battery capacity	4000mAh
Max emergency output power	8W
EM lumens	3000K: 1420lm, 4000K: 1391lm, 5000K: 1480lm
Emergency current	350mA
Emergency operation time	≥ 90minutes
Battery voltage	6.4V
Battery type	LiFeP04
Battery charging current	≤350mA
Charging time	24 Hours
Indicator light	Includes 2-in 1 test switch and charge indicator light.
Full charge/discharge cycles	2000 cycles

BUTTON	REMARKS
ON	Charging mode AC power is ON
ON	Battery is fully charged, AC power is ON
OFF	Emergency mode, Battery is discharging, AC power is OFF



1. Red Indicator Light is ON: Battery back-up is recharging.

2. Green Indicator Light is ON: Battery back-up is fully charged.

3. Indicator Light is OFF: Battery back-up is operating in Emergency mode (discharging).

4. Green Indicator Light is flashing: Battery back-up is performing a self-test.

5. Red Indicator Light is flashing: An error has been detected. Please check the battery back-up system.

BUILT-IN PHOTOCELL INFORMATION

SPECIFICATIONS	
Light level to turn ON	≤ 30 lux (2.8 fc)
Light level to turn OFF	≥ 60 lux (5.6 fc)
Operating temperature	-40°F to 122°F (-40°C to 50°C)

INSTALLATION GUIDE

Please read all the instructions below before installation!

IMPORTANT SAFETY INFORMATION

- Make sure that the supply voltage corresponds to the rated product voltage.
- The product must be installed by a qualified electrician in accordance with the National Electrical Code and corresponding local codes.
- If the product is damaged, do not use it.

⚠ WARNING

Risk of personal injury: read and follow all warnings and installation instructions. Keep or give to the owner for future reference.

Risk of cuts: Wear gloves to prevent cuts or abrasions when removing from carton, handling, installing, and maintaining this product.

Risk of electric shock: This product must be installed in accordance with the applicable installation code by a person familiar with the construction and operation of the product and the hazards involved.

Risk of Fire: Minimum 194°F supply conductors. Consult a qualified electrician to ensure correct branch circuit conductor.

Integrity LED assumes no responsibility for claims arising out of improper or careless Installation **or handling of this product.**

PACKAGE CONTENTS

DESCRIPTION	QUANTITY
LED Full Cutoff Wallpack	1
Box	1

INSTALLATION STEPS



1. Use a screwdriver to loosen the screws securing the front part of the fixture. Open the fixture, disconnect the red connector, and remove the front part from the backplate.

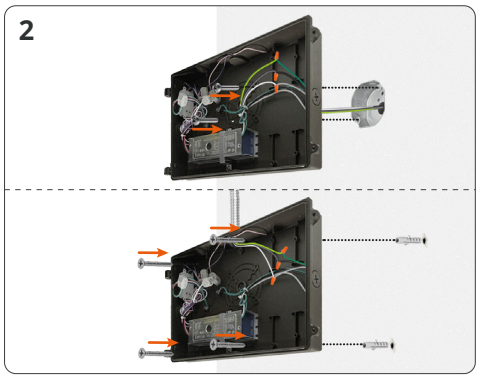

2. Affix the backplate to the wall. Drill the mounting holes and secure the fixture to the mounting surface. Insert the power cord through the rear cable entry or through the conduit in to the fixture. Connect the wires: Black to Black, White to White, Green to Green.



3. Attach the front part to the backplate and reconnect the red connector. Close the front part of the fixture and tighten the screws. Remove the two drain hole plugs to prevent internal water accumulation. Choose the desired color temperature and power, and toggle the photocell on or off by adjusting the switch.