FOR EPCs, ENGINEERING FIRMS & CONTRACTORS

Your substation. Your standards. Our BIM support.

Revit modeling, custom electrical families and existing-model updates for power infrastructure projects.

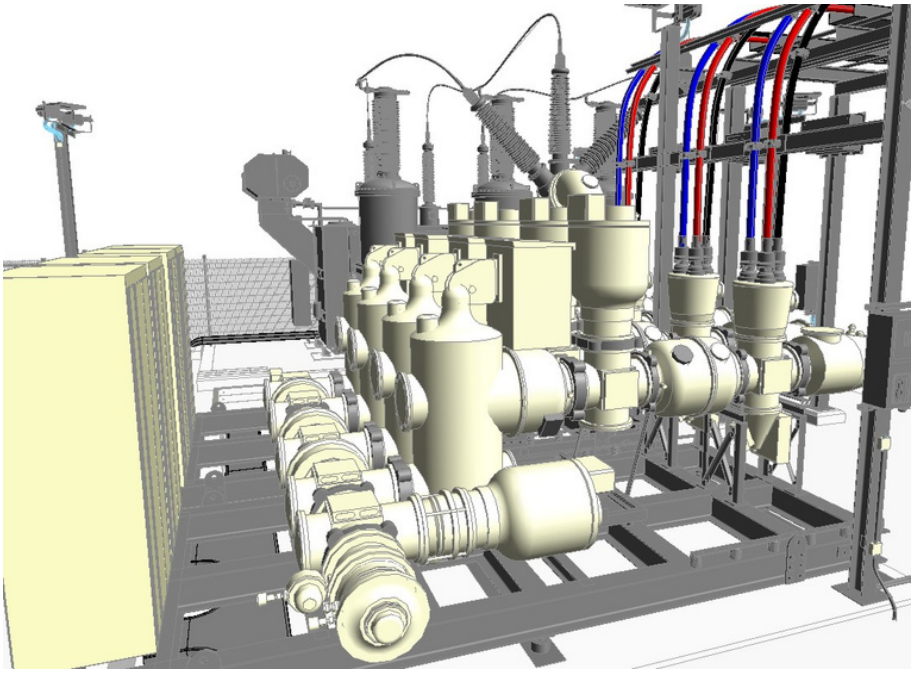

ELECTRICAL EQUIPMENT MODEL VIEW

Defined scope

A focused package with agreed deliverables.

Project alignment

Your inputs, templates and review process.

Flexible engagement

Project-based or ongoing production support.

AUTODESK SERVICE PROVIDER

View our Autodesk profile

Three ways to support your project team.

01 Substation modeling in Revit

AIS and GIS equipment, supporting structures and associated systems modeled from your engineering information.

Inputs: Layouts, drawings, equipment data and project requirements.

Outputs: Agreed RVT model, drawing sheets and coordination exports.

02 Custom electrical families

Project-specific equipment content for transformers, breakers, disconnects, switchgear and related power equipment.

Inputs: Manufacturer drawings, dimensions and parameter requirements.

Outputs: RFA families and agreed types, parameters and test-model checks.

03 Existing-model updates

Update or reconstruct model content from available drawings, markups, dimensioned photos or supplied point clouds.

Inputs: Existing models, revision records and available survey information.

Outputs: Updated model and sheets, with gaps or uncertainties flagged.

AGREED BEFORE MODELING BEGINS

Revit version, LOD, units, templates, naming, file formats, review stages and delivery dates are defined for each assignment.

See the work behind the service.

Selected substation and equipment model views.

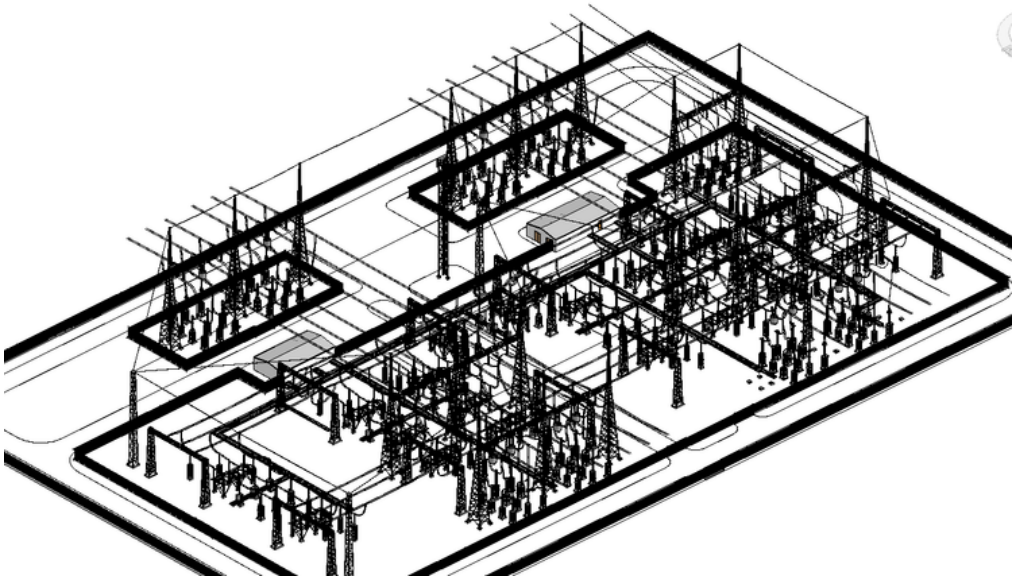

01 SUBSTATION MODEL ASSEMBLY

Equipment, supporting structures and routing shown together in a 3D model.

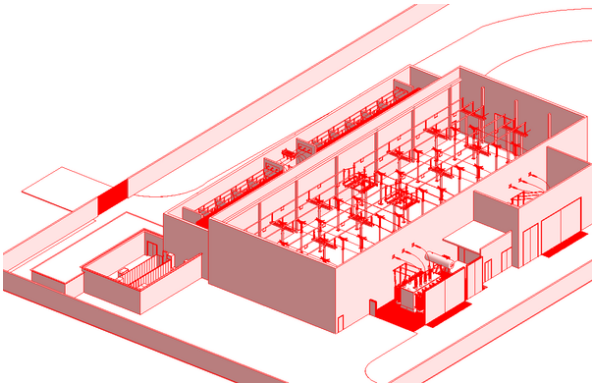

02 COORDINATION VIEW

Model context for multidisciplinary review.

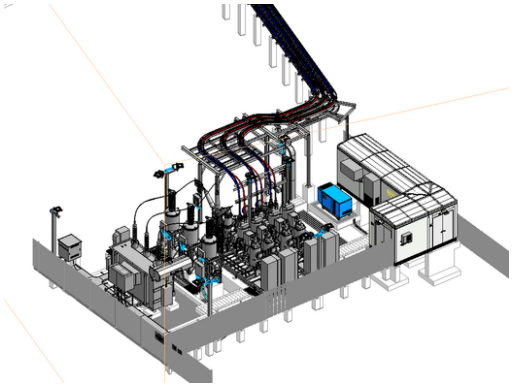

03 EQUIPMENT DETAIL

Components and connections in context.

A clear path from scope to model delivery.

01 **Share the need**

Tell us the project stage, location, required deliverable and target date.

02 **Agree the package**

Align scope, inputs, standards, review cycles, price and schedule.

03 **Model and review**

Develop the agreed content and review progress at defined checkpoints.

04 **Issue and hand over**

Deliver the agreed files with revision status and open items identified.

Start with a focused package or discuss ongoing support.

An optional paid pilot can help establish the workflow. Scope, timing and commercial terms are agreed before work begins.

START A TECHNICAL CONVERSATION

Tell us what your team needs modeled.

sales@bimelectrico.com

+1 (469) 602-9020

Company profile on LinkedIn

Need confidentiality first? Request an NDA before sharing project files.

BIM modeling and documentation support. Engineering design responsibility remains with the client's engineer of record. Model accuracy depends on the agreed scope and source information.